



Facial Rejuvenation Using a New Generation Filler and New Technique

Reza Orouji*

Medical Doctor, Mazandaran Medical University, Iran

***Corresponding Author:** Reza Orouji, Medical Doctor, Mazandaran Medical University, Iran.

Received: April 03, 2019; **Published:** May 29, 2019

Abstract

Different methods, protocols and different injection points. Techniques such as PRP (Platelet Rich Plasma), lipo transfer, meso-therapy, lasers, threads and others, which is an example of a lot of ways to rejuvenate the face. The way I introduce is for the first time presented and a combination of both the cosmetic and acupuncture. Of course, this new method has had a good and acceptable result and, in most cases,, the degree of rejuvenation and change in facial beauty and skin tightening have been acceptable. So far, the filler has not been used to rejuvenate the face and is most often used for volumizing. Using this method, we can change the flow of facial blood and cause the facial skin and facial muscles to tighten.

This is the way I've told your service, that is, my own technique, this technique is dependent on the technique and the injection technique and the points to be injected are very important.

In this method, I use 20 points of the face, and I inject the filler at these points very much at a rate of one tenth of a milliliter, and this injection in these places increases the blood flow, increasing the flow of energy of rejuvenation and tightening Skin appears.

Actually, these points are based on acupuncture and the fillers are involved in cosmetic surgery, and from the combination of this type with this type of injection and this kind of injection, a new method of rejuvenation has been created that is actually, I call it the rejuvenation method of fillers.

Of course, the filler brand and its shelf life are the result of effective and important work.

So I will serve this technique by showing you how to do it and the corresponding images and the cases that I have done with before and after photos.

Keywords: Filler; Technique; Protocol

Introduction

What is this new method?

- This is a combination of acupuncture and cosmetic surgery
- Injection points are selected in the form of medical acupuncture science
- Injection method has been chosen from cosmetology surgery
- The brand of the injected filler is based on my own personal experience

A very brief explanation about medical acupuncture:

- There are twelve primary channels running vertically bilaterally, and symmetrically.
- Some 365 acupuncture points are described, but in practice many fewer are used.

- Approximately 75 points in the face Which is a sign of its importance in the body

American Academy of Medical Acupuncture

- Medical acupuncture is acupuncture that has been successfully incorporated into medical or allied health practices in Western countries. It is derived from Asian and European sources, and is practiced in both pure and hybrid forms. Therapeutic insertion of solid needles in various combinations and patterns is the foundation of medical acupuncture.

How many points do I inject

- Based on my experience, I select from 20 to 25 points on each side of the face and 40 to 50 points on both sides and the entire face and I do the injection.

Circulation of energy and channels

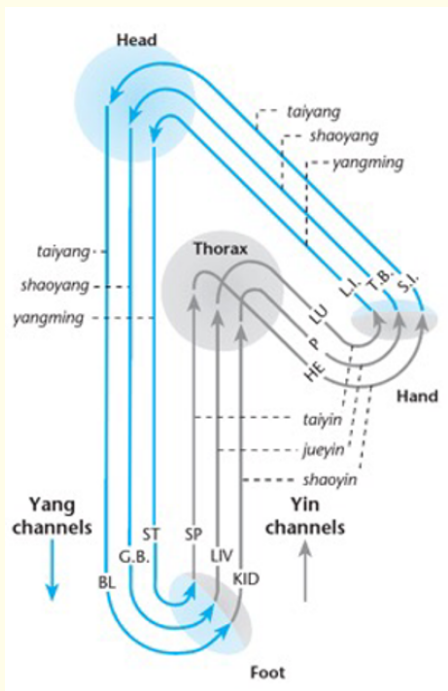


Figure 1: Principle of the channel circuits.

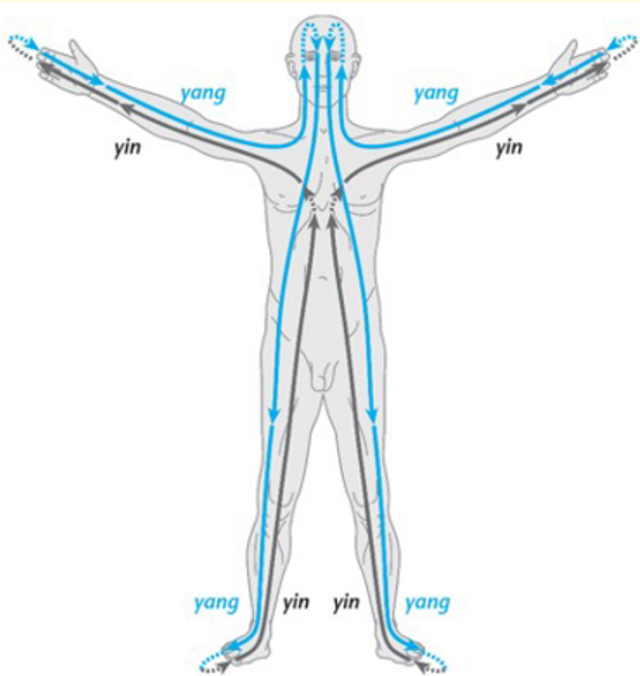


Figure 2: Self-contained circulation model (modified according to pirog 1996).

Acupuncture points on face

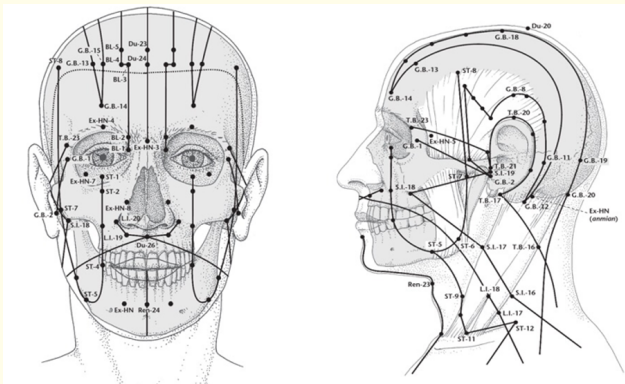


Figure 3

Semi permanent stimulation

- Several studies have shown that filler injection can act as a long-term stimulator
- This soft tissue rejuvenation can be due to the stimulation of an inflammatory tissue response with subsequent collagen deposition.
- Hyaluronic acid rejuvenation effect has been achieved via soft tissue augmentation, improved skin hydration, collagen and elastin stimulation, and face volume restoration.

Does the filler injection at any point in the random, cause rejuvenation, and is there a difference between the specific points, the particular protocol, and the random points?

- According to my experiences Filler injection can be rejuvenated, but the use of specific protocols and specific points with proven scientific background can make this effect several times better.
- As I have injecting the filler for several times in nasolabial fold, and proper volume has been created, but no obvious rejuvenation has been made, but when I am injected with my own protocol, the effects of rejuvenation are multiple better than injections of random or volume injections.

We can use what substance as an semi permanent stimulator

- We can use all types of fillers to be injected at these points, but the filler I specifically used for this job has been high-end new generation fillers.

Ellansé, a novel dermal filler consists of a unique and patented composition – 70% Carboxymethyl Cellulose (CMC) based gel carrier and 30% PolyCaproLactone (PCL) microspheres. Ellansé

- Longevity (duration of action) is controlled and tuned with the ELLANSE family (S, M, L, E) from 1 to 4 years**
- One of the most important reasons for choosing this filler by me is its longevity.

Injection technique

- Injection at 25 points of face on each side and 50 points in total face
- Injector Filler: Ellansé 1 cc
- The amount of filler injected at any point: 0.02 ml

Anesthesia: topical numbing cream (creams that are mixed of lidocaine and xylocain like emla)

- Injection method: Needle injection 30 gauge and angle 45 degrees

Complications

- Bruising and swelling
- Nodules: Injection at the lower margin of the eyes and in the outer margin of the eyes may be seen as a small nodule. Therefore, it is recommended that in these places be infused from the lowest possible size, perhaps 0.01 ml

Vascular compromise: This is uncommon because the injection rate is very low

- Hypersensitivity reactions

Summary

In accordance with shown cases and my personal experience, I conclude that This method is successful and useful:

- Within one procedure and one patient
- Perform different zones alone or total face
- With different type of point selection

This gives better opportunity for doctor and patients!

Acupuncture points on face




Figure 4

Changes just after procedure



Figure 5

Change over two years



Figure 6

Changes over one year



Figure 7

Changes over one year



Changes over one year



Changes over one year



Changes over one year



Changes over six months



Combination of threads and rejuvenating filler after one year



Changes over two months



Changes over six months



Changes over one year



Conclusion

- It should be noted that in this new method, without the use of a device, it forces the body to produce collagen, so that it completely improves the level of production of collagen, and since this method combines two acupuncture and The cosmetic science is composed of a stronger arm and has high rejuvenation potential and it is recommended to use this method locally, for example, the species or nasolabial line or the whole face, and, given that its side effects are very small, it will be a useful method in the future. It will open its place among other beautiful ways.
- These methods are non-invasive and very effective [1-9].

Bibliography

1. Atlas of Acupuncture (Claudia Focks) (2008)
2. Cosmetics Acupuncture (Radha Thambirajah) (2016).

3. Lee W., *et al.* "Practical Guidelines for Hyaluronic Acid Soft-Tissue Filler Use in Facial Rejuvenation". *Dermatology Surgery* (2019).
4. Khosravani N., *et al.* "The 5-Step Filler Hand Rejuvenation: Filling with Hyaluronic Acid" (2019).
5. Bukhari SNA., *et al.* "Hyaluronic acid, a promising skin rejuvenating biomedicine: A review of recent updates and pre-clinical and clinical investigations on cosmetic and nutricosmetic effects" *International Journal of Biological Macromolecules* (2018).
6. Galimberti MG., *et al.* "Hyaluronic acid filler for skin rejuvenation: The role of diet on outcomes. A pilot study". *Dermatology Therapy* (2018).
7. Chang CS., *et al.* "Perioral Rejuvenation: A Prospective, Quantitative Dynamic Three-Dimensional Analysis of a Dual Modality Treatment". *Aesthetic Surgery Journal* (2018).
8. Dayan S., *et al.* "A Randomized Study to Assess the Efficacy of Skin Rejuvenation Therapy in Combination With Neurotoxin and Full Facial Filler Treatments". *Journal of Drugs in Dermatology* (2018).
9. Mess SA. "Lower Face Rejuvenation with Injections: Botox, Juvederm, and Kybella for Marionette Lines and Jowls". *Plastic and Reconstructive Surgery* (2017).

Volume 3 Issue 6 June 2019

© All rights are reserved by Reza Orouji.