

Uveitis and Relation Between Herpes Zoster

Kunal Joon*

Noida International Institute of Medical Sciences, Haryana, India

***Corresponding Author:** Kunal Joon, Noida International Institute of Medical Sciences, Haryana, India.

Received: April 30, 2024

Published: May 06, 2024

© All rights are reserved by **Kunal Joon**.

Abstract

Uveitis is a disease process that involves inflammation of the eye. Multiple different causes of uveitis include infections, inflammatory diseases, trauma, and idiopathic cases. Symptoms include from eye pain to complete blindness. This activity reviews the etiologic, pathophysiology, evaluation, and management of uveitis and highlights the role of the interprofessional team in evaluating and treating patients with this condition.

Keywords: Uveitis; Trauma; Inflammation; Inflammatory Diseases; Vision Loss

Uveitis analysis

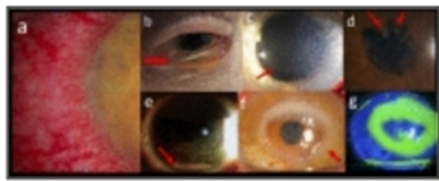


Figure 1: Important findings in differentiating a red painful eye: (a) Ciliary flush, (b) chemosis (red arrow), (c) keratic precipitates (red arrow), (d) posterior synechiae [1] (red arrows), (e) hypopyon (red arrow), (f) ring infiltrate (red arrow), and (g) [2] fluorescein [3].

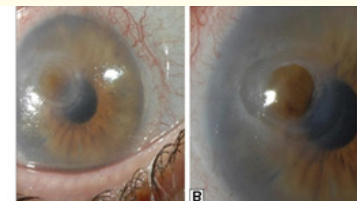


Figure 2: Immunohistopathological examination disclosure of positive staining for varicella zoster virus in most of the keratocytes adjacent to the descemetocoele and [4] perforation, most vividly in the deeper two-thirds of the stroma where the keratocytes were most dense, but not in corneal epithelium or endothelium [5].

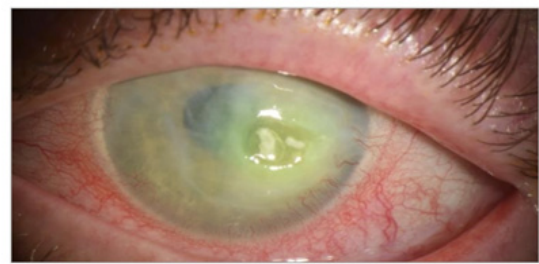


Figure 3

At presentation, visual acuity was counting fingers. Corneal sensation was [6] markedly decreased. Slit lamp examination revealed a temporal paracentral epithelial defect 1.5×2.0 mm in size with 40% thinning and surrounding stromal [7] inflammation suggestive of stromal keratitis with ulceration [8].

Discussion

- Uveitis
- Test of uveitis
- Herpes zoster

Conclusion

Uveitis is the secondary complications of the herpes zoster.

Bibliography

1. <https://www.sciencedirect.com/science/article/pii/S1350946211000504>
2. <https://www.hindawi.com/journals/jir/2021/6683411/>
3. <https://www.ajo.com/content/ajopht-uveitis>
4. <https://www.aaojournal.org/uveitis>
5. <https://karger.com/ore/article/64/5/687/828977/Immune-Mediated-Uveitis-and-Lifestyle-Factors-A>
6. <https://healthjade.com/uveitis/>
7. <https://aes.amegroups.org/article/view/6558/html>
8. <https://www.mayoclinic.org/diseases-conditions/uveitis/symptoms-causes/syc-20378734>