



Anatomy of the Muscles of the Human Head, Face and Neck, in Reflection of Phaleristics, on Thematic Badges

Bugaevsky KA*

Department of Medical and Biological Foundations of Sports and Physical Rehabilitation, The Petro Mohyla Black Sea State University, Nikolaev, Ukraine

***Corresponding Author:** Bugaevsky KA, Department of Medical and Biological Foundations of Sports and Physical Rehabilitation, The Petro Mohyla Black Sea State University, Nikolaev, Ukraine.

Received: February 01, 2024

Published: February 27, 2024

© All rights are reserved by **Bugaevsky KA**.

Abstract

In this thematic, new, research article, its authors present a new, large phaleristic selection dedicated to the anatomy of the human muscular system, and a number of its sections - the head and neck, in reflection of thematic icons. In total, this work presents 167 screenshots, anatomical thematic badges, the images on which are dedicated to the human muscular system.

Keywords: Anatomy; Muscles of the Human Head; Face and Neck; Phaleristics; Thematic Badges; Screenshots

Introduction

The study of different facets and directions of medical science is always relevant and in demand. Quite new and exclusive is the presentation of different areas of anatomy, its organs and systems, in collecting media and, in particular, in phaleristics, in collections of thematic icons. This article is a logical continuation of the previous, first anatomical article by the author, on myology. After further research aimed at identifying new phaleristic materials, using the capabilities of the Internet, on thematic phaleristic sites, new, additional collections of icons dedicated to human myology were found, which were not included in the materials of the previous, first article. These are completely new, collectible, thematic anatomical materials!

On a number of thematic badges, there are names of muscles, either in Latin or in English. When preparing this article, the author, unfortunately, did not find, either domestic or foreign, other variants of thematic anatomical icons dedicated to myology, as well as thematically oriented collection phaleristic articles on myology. A very small number of collection sites present anatomical products on myology. They are presented by the authors, in a list of sources borrowed from the Internet, in order to comply with

copyright. In total, this article presents 167 copies of thematic anatomical icons dedicated to the muscles of the human head and neck, both front and back. This indicates a significant representation of anatomical topics and, in particular, myology, in such a section of collecting as phaleristics.

Aim of study

The purpose of this article is to reflect the presentation of phaleristic materials in the form of thematic badges, dedicated to the anatomy of the muscles of the human Head, Face, and Neck, in reflection of phaleristics, on thematic Badges.

Material and Methods

When writing this article, its author uses methods such as literary critical analysis of all available, at the time of writing, domestic and foreign sources of information. After careful selection and systematization of selected illustrative material, they were divided into subsections of different organs and systems of the human body. All found illustrative materials were converted by the author into screenshots, and used in this article, into thematic illustrations, with strict observance of copyright, and mandatory indication of the sources of their borrowing on the Internet.

Results and Discussion

At the very beginning of this article, in the presented anatomical selection, in Figure 1, thematic, anatomical badges, in the amount of 61 copies, will be presented, depicting muscles, a human face (with a partial image of the muscles of the human neck), in many cases, representing these muscles, both from the side (in profile) and in direct projection. The icons in this collection are presented in both black and white and color images [1-3,5,8-11]. A series of badges, in this figure 1, have on their front part (obverse) additional signatures and explanations, both in English and in Latin, and also, these muscles can be presented together with certain bones of the skull, blood vessels and nerves accompanying to these muscle groups of the human head and neck.



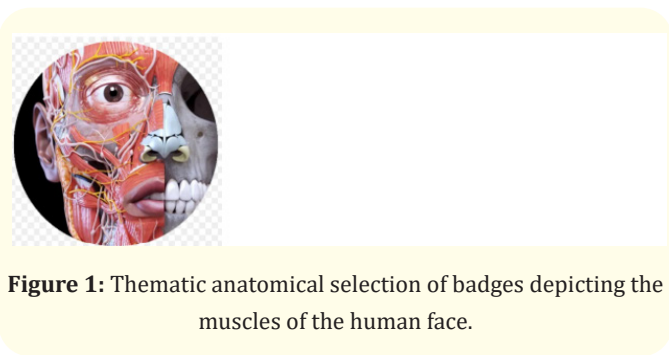




Figure 1: Thematic anatomical selection of badges depicting the muscles of the human face.

On the next one, figure 2, a thematic, anatomical selection of icons is presented, with images of the muscles of the head and neck. In some cases, the head and neck are depicted both in the front projection and from the back, and can also be turned to the right or left, and sometimes half-turn. Quite often, on a number of these icons, the sternocleidomastoid muscle is especially highlighted - on 106 thematic icons. A number of icons have muscle symbols, either in English or in Latin [3-11]. Also in figure 2A and 2B, presented drawings/sketches by Leonardo da Vinci [1,2].







28

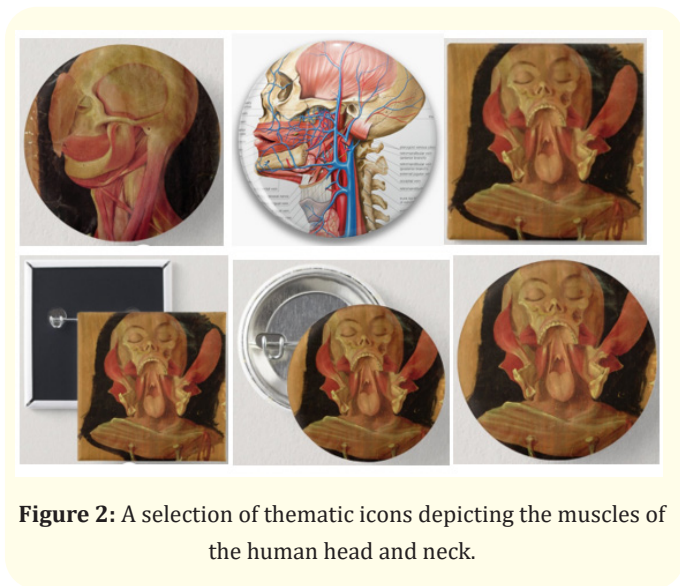


Figure 2: A selection of thematic icons depicting the muscles of the human head and neck.

This concludes another, second, additional article on myology, with a completely new anatomical selection of thematic badges dedicated to human myology. An amazing fact is such a large number of thematic anatomical badges dedicated to myology and, in particular, the muscles of the face, head and neck.

Conclusions

- The author of this original research article, in full, managed to fulfill the stated goal and present 167 screenshots, thematic, anatomical badges, depicting various muscles, the human head and neck, which indicates a significant representation of phaleristic materials devoted to human anatomy and, in particular, such a section as myology.
- Modern phaleristics, in the form of thematic anatomical badges dedicated to the muscles of the human head and neck, is more than fully presented in this author’s research article.
- The creative technique proposed by the author, using, in the form of illustrations, screenshots of collection materials, in this case, phaleristic, bright, colorful, informative and appropriate, complements the text materials presented in this article.

Bibliography

1. This Is My Muscle Shirt - Anatomy, Geek Athletic, Muscle Anatomy, Funny Biology Shirt”.
2. Badge for Sale avec l’œuvre. “Système musculaire, corps humain, muscles humains.

3. Anatomy Buttons and Pins - No Minimum Quantity.
4. Human torso, human anatomy, human body» Pin for Sale by Rosaliartbook.
5. Muscle Nerd Gifts and Merchandise.
6. Badge for Sale avec l’œuvre. “Bel homme gay musclé en caleçon”. de l’artiste.
7. Badge for Sale avec l’œuvre.
8. Badge for Sale avec l’œuvre. “Face muscle anatomy, illustration (C046/1440)”.
9. Human torso, human anatomy, human body” Pin for Sale by Rosaliartbook.
10. Labeled Abdominal Muscle Anatomy “ Pin for Sale by Katherine Winner.
11. Anatomy Buttons and Pins.