



## Anatomy of the Female Bone Pelvis in Reflection of Phaleristics

**Bugaevsky KA\***

Assistant Professor, Department of Medical and Biological Foundations of Sports and Physical Rehabilitation, The Petro Mohyla Black Sea State University, Nikolaev, Ukraine

**\*Corresponding Author:** Bugaevsky KA, Assistant Professor, Department of Medical and Biological Foundations of Sports and Physical Rehabilitation, The Petro Mohyla Black Sea State University, Nikolaev, Ukraine.

**Received:** January 05, 2024

**Published:** January 10, 2024

© All rights are reserved by **Bugaevsky KA.**

### Abstract

This author's research article presents the results and comments on the reflection in phaleristics, on thematic badges and brooches, in plot drawings, of the female pelvis and its individual bones. As illustrations for the text of the article, the author uses screenshots of thematic icons and brooches, used illustrations taken from various sites on the Internet, accompanied by additional comments. In total, this research article presents 86 phaleristic illustrations. All thematic badges and brooches are presented in their own subsections, with an arbitrary number of them.

**Keywords:** Human Anatomy; Human Chest; Phaleristics; Thematic Badges and Brooches; Screenshots

### Introduction

The study of human anatomy, as one of the most important branches of medical science, is always an important and topical issue of ongoing research. Such research, using the powers and means of collecting in such research, makes it especially interesting and exclusive. In this scientific article, which is the next in a series of original scientific articles, in particular on anatomy, where the author uses, as illustrations, the means of phaleristics. This innovative, exclusive approach, skillfully used by the author, has already brought success over 8 years to more than 150 articles by the author on medicine and its various branches.

### Aim of study

The purpose of this article is to reflect the presentation of phaleristic materials in the form of thematic badges and brooches dedicated to the anatomy of the bony pelvis and its individual bones in humans.

### Material and Methods

When writing this article, its author uses methods such as literary critical analysis of all domestic and foreign sources of infor-

mation available at the time of writing. After careful selection and systematization of the selected illustrative material, they were divided into subsections of various pelvic bones, and a complete image of the human bony pelvis. All found illustrative materials were converted by the author into screenshots, and those used in this article into thematic illustrations, with strict respect for copyright and mandatory indication of the sources of their borrowing on the Internet.

### Results and Discussion

I would like to begin the presentation of the found phaleristic materials with the presentation of such a part of the human musculoskeletal system, and part of the human skeleton - its bony pelvis (male and female), which are presented in figure 1, total - 54 copies of thematic badges [1-7].

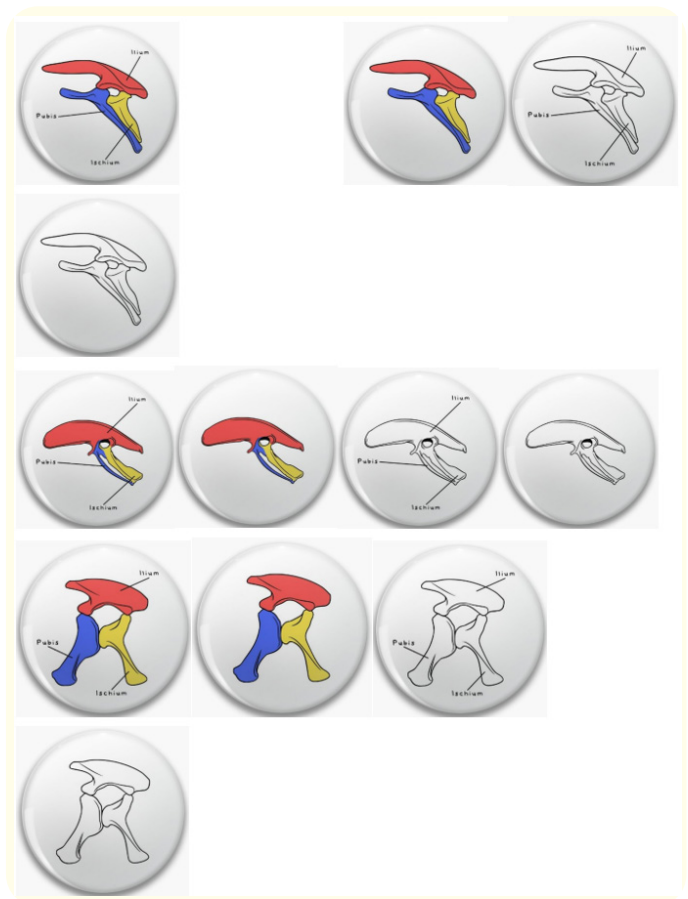
In a small collectible, phaleristic selection, 7 thematic badges are presented, depicting the individual bones that make up the human pelvis - the iliac bones, the wings of the pelvic bones, the sacral bones and the coccyx bones [1-7].








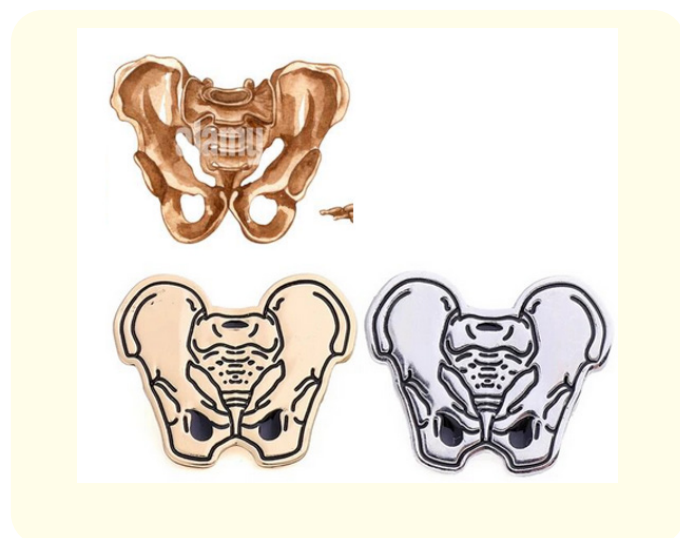
Figure 3 shows a small thematic selection, consisting of 28 thematic badges, of various bones that make up the female pelvis [1-7].





**Figure 3:** Collection of thematic icons dedicated to the anatomical structure of the components.

The small, final selection, in figure 4, presents 4 specimens of phaleristic collection materials, brooches, anatomical themes, depicting a female bone pelvis. All of them are made of different materials, metal and plastic, at a high artistic level [1-7].



**Figure 4:** Bone pelvis, reflected in phaleristics, on brooches.

This concludes another author's research article devoted to the reflection, in collection materials, in particular in phaleristics, of the anatomy of the bones of the female pelvis. The authors are preparing a new thematic article, which will be devoted to the anatomical features of the human pelvic bones.

**Conclusions**

- Human anatomy and, in particular, such a section as osteology, is quite fully represented by such a section of collecting as phaleristics.
- The use by the authors as screenshots and illustrations in this and other articles is quite appropriate and decorates this and other articles in a colorful and creative way.
- The purpose of research and writing of this research article was fulfilled by the authors in full.

**Bibliography**

1. Textbook Anatomy Skeleton Badge Reel.
2. Skeleton Badges and Pins.
3. Human Bone Stickers - 98 Results.
4. Human Skeleton Hand.
5. Rib Human Pleural Sketching Skeleton Round Pins Badge.
6. Dem Bones Skeleton B.
7. Badge Holder Skeleton Bones Orthopedic Nurse Decorated Badge.