



The Phenomenon Emission of Rays from the South Pole of the Planet Earth Proves the Theory of the New Axioms and Laws

Valentina Markova*

Bulgarian Academy of Sciences, Bulgaria

***Corresponding Author:** Valentina Markova, Bulgarian Academy of Sciences, Bulgaria.

Received: January 09, 2023

Published: February 03, 2023

© All rights are reserved by **Valentina Markova.**

Abstract

Cosmic rays, instead of falling to Earth from space, erupt from the ground. This is one of the reasons why you don't fly over the South icy continent. In 2018, physicists were shocked by the news that strange radiation was emanating from the South Pole [*]. Physicists asked: What kind of particles are these? They are something new. How can it be explained? Obviously the scientists need from new Theory for explanation of this phenomena.

The author proposes a Theory of New Axioms and Laws and which was called Expanded Theory of Field. It describes nonparametric and nonlinear processes and contains 2 new axioms and 8 new laws. In this report are used 2 new Axiom and 4 new Laws only. The Theory explains and shows longitudinal and transverse non-uniform open vortices or complex longitudinal-transverse and transverse-longitudinal non-uniform open vortices which can be accelerating or decelerating.

This Theory proves the well known the Rutherford's model of the analogy between the atomic structure and the structure of the solar system. But there are some refining details: The reason for generation of the electron is a transverse open vortex which is shooting from the according proton (paired to electron). But the reason for generation the body of Earth is a transverse open vortex which is shooting from the third resonator inside the body of Sun (paired to the third in row planet). Furthermore, an unique complex vortex (not simple) creates the planet Earth. It has a low-frequency vortex as a base and high-frequency pulses modulated onto the base. The low-frequency vortex generates the body of Earth as it rotates and winds from the outside to the center in plane (2D). It shoots from the center an accelerating longitudinal vortex up in volume (3D) from South to North. It is perpendicular to the plane (2D) of transverse vortex. It is invisible and it represents the Gravity axis through the center. There are the decelerating vortices which are spilled out of the Earth. They envelope the body of Earth outside with a so-called decelerating Back wave in the opposite direction - from North to South. This decelerating Back wave forms Magnetic field of Earth outside. The high-frequency pulses create the personal, Gravity Field of planet Earth. They cause both a prolongation the Gravity axis through the center the body of Earth and a shortening of Gravity axis through the center the body of Earth. This happens and observes in the Northern and in the Southern pole simultaneously. When the axis of the Earth elongates through the center of body (from in-to outside), it causes an elongation and of the arc outside the body. It is straining and positive accelerates from central point toward the ends. The reason is the positively acceleration and result is suction the primary transverse vortices from the surface of the Earth. When the axis of the Earth is shortened through the center of body (from outside-to in), a very contracted and decelerating arc is obtained in outside the body. It emits transverse vortices to surface of Earth and presses all smaller bodies to surface of the Earth. These very steep and fast high frequency pulses causes many visible rays through the center both to North and South. They cause very rapidly contracting and unfolding arcs on the outside which form Gravitational field of Earth outside [*] ([https://upload.wikimedia.org/wikipedia/commons/f/fe/Arctic Ocean.png](https://upload.wikimedia.org/wikipedia/commons/f/fe/Arctic_Ocean.png)).

Keywords: Axiom; Earth; Frequency

Introduction

The classic axiom

The classic axiom in the Theory of the Electromagnetic Field certifies Maxwell’s laws (1864). It postulates that the movement of an electric vector E in a closed loop is evenly:
 $\text{div}(\text{rot } E) = 0, \text{ ----- } 1$

Where (rot E) is the movement of the vector E in a closed loop; div (rot E) is the divergence of the vector E during its movement in a closed loop (rot E). The movement of the vector E in a closed loop (rot E) with zero divergence of the vector E is equivalent to evenly movement or to movement with constant velocity V [1].

New axiom 1

The moving of vector E along an open loop is unevenly, or velocity is variable:
 $\text{div}(\text{rot } E) \neq 0, \text{ -----} 2$

It exists a vortex $\text{div}(\text{Vot}E) \neq 0$ as an open loop ($\text{div}(\text{rot}E) \neq 0$) in 2D. It exists a vortex $\text{div}(\text{Vot}H) \neq 0$ as an open loop ($\text{div}(\text{rot}H) \neq 0$) in 3D or:
 $\text{div}(\text{Vor}E) \neq 0, \text{div}(\text{Vor}H) \neq 0. \text{ ----- } 3$

Consequence (of moving in vortex)

The existence of an open loop means that it can exist a decelerating or an accelerating vortex in 2D and in 3D [2,3].
 In 2D: $\text{div}(\text{Vor}E) < 0$ (dec); $\text{div}(\text{Vor}E) > 0$ (acc); -----4a.
 In 3D: $\text{div}(\text{Vor}H) < 0$ (dec); $\text{div}(\text{Vor}H) > 0$ (acc); -----4b.

Moving with monotone-decreasing or monotone-increasing velocity becomes along an open vortex:
 $\text{div}(\text{Vot}E) \neq 0$ for vector E in 2D(in plane) named as cross vortex. -----5a
 $\text{div}(\text{Vot}H) \neq 0$ for vector H in 3D(in volume) named as longitudinal vortex. -----5b

Consequence (of variation of moving)

The main result of Axiom 1 is that there have been 4 types of vortices: a cross vortex in 2D (E_{2D}) that can be accelerated (E_{2D+}) or decelerated (E_{2D-}) and a longitudinal vortex in 3D (H_{3D}) that can also be accelerated (H_{3D+}) or decelerated (H_{3D-}) (Figure 1 c, d).

We immediately received 4 types of movements – cross (2D), which can be accelerated or decelerating (4a) and longitudinal (3D), which can also be accelerated or decelerating (4b).

Consequence (of visual perception)

It is known that light is spreading crosswise. Therefore, the cross vortex will reflect the light rays, and an external observer will perceive the image of the cross vortex. But the thread of the longitudinal vortex does not reflect the light. The light crosses the thread of longitudinal vortex, surrounds the thread, and continues its path without reflecting the longitudinal vortex. So the light forms diffraction. Therefore, the longitudinal vortex is invisible to an external observer.

Consequence (vortex turns to a dipole) (Figure 1b)

The reason is in the acceleration of velocity. For example, in decelerating vortex $E_1 > E_3$ and the Geometric Center will aim to move to the larger vector E_1 (up). In the same vortex $E_2 > E_4$ and at the same time the Geometric Center will aim to move to the larger vector E_2 (to the left). Therefore, the Geometric Center will move to a second quadrant or to the Gravity Center.

New axiom 2

A pair of complementary vortices forms a resonance system.

The specification of new axiom and laws is that the system works in resonance. The new definition of a system includes simultaneity at unified internal time and bidirectional and also commitment to the exchange of matter and energy [4].

Consequence

Two pairs of complementary vortices exist simultaneously, at the same time.
 In one pair in one direction in 2D: $+E_1 = +A + iV; +E_2 = +V + iA$ -----6
 In the opposite direction in 2D: $-E_1 = -A - iV; -E_2 = -V - iA$. -----7

Consequence according analogy

In one direction (6) are generated proton – electron (Sun-Mercury, Earth and Mars) in inverse direction are generated antiproton-positron (Sun-Venus).

Consequence

A pair of complementary vortices exists at the same time. It is connected by links that exchanges energy and matter.

Consequence

In the pair of complementary objects, the both of them form resonance system.

Consequence

In the pair of complementary objects, the both of them are active generators.

For comparison in the Electromagnetic Field, the electrical circuit contains one generator element and one or several passive consumers that only transform energy from one view (kinetic) to the other view (potential).

Where Vor (for Vortex, meaning an unevenly vortex) replaces rot (for rotor, meaning closed loop); the transverse vortex in 2D (E_{2D}) continues its development in 3D as a longitudinal vortex (H_{3D}) (Figure 1 a, g).

While Maxwell’s law states that vector E generates vector H, the present law (8) postulates that the cross vortex Vor (E_{2D}) of E in 2D generates a longitudinal vortex Vor (H_{3D}) of H in 3D. The sign (-) for Vor (H_{3D}) 3D means that E_{2D} and H_{3D} have opposite dynamics. For example when $div (Vor E_{2D}) < 0$ (is decelerated), $div (Vor H_{3D}) > 0$ (is accelerated).

Consequence

The open decelerating cross vortex ($E_{2D}-$) generates inward an open accelerating longitudinal vortex ($H_{3D}+$) outward. This action takes place from the center of decelerating cross vortex ($E_{2D}-$) through a particular cross-longitudinal transformation $\Delta 1-$:

$$\Delta 1- \quad \mathbf{Vor} (E_{2D} -) \Rightarrow \mathbf{Vor} (H_{3D} +) . \quad \text{-----}(8a)$$

It describes in 2D the model of electron (e-) as the decelerating inward vortex (dec(e-) in the chain of proton-electron. Every electron (e-) of this type pulsates in 3D in mode of "expanded cross vortex and a shortened longitudinal vortex".

Result

The electron (dec(e-)) stays about outer electron orbits (Figure 1b, a). By analogy with Sun system- this planet will stay in an outer orbit.

Consequence

The open accelerating cross vortex ($E_{2D}+$) generates inward an open decelerating longitudinal vortex ($H_{3D}-$) outward. This action takes place from the center of accelerating cross vortex ($E_{2D}+$) through a particular cross-longitudinal transformation $\Delta 1+$:

$$\Delta 1+ \quad \mathbf{Vor} (E_{2D} +) \Rightarrow \mathbf{Vor} (H_{3D} -) . \quad \text{-----}(8b)$$

It describes in 2D the model of electron (e-) as the accelerating inward vortex (acc(e-)) in the chain of proton-electron. Every electron (e-) of this type pulsates in 3D in mode of "shrunken cross vortex and extended longitudinal vortex".

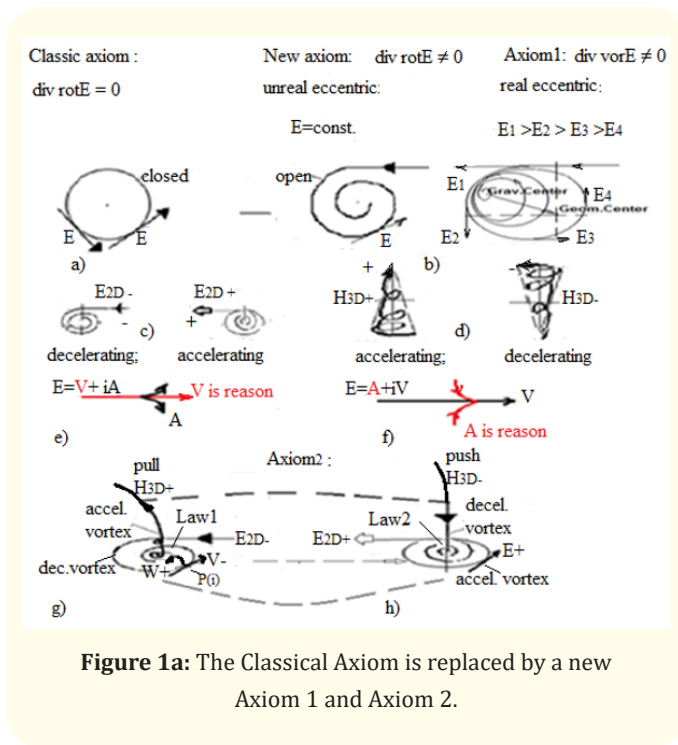


Figure 1a: The Classical Axiom is replaced by a new Axiom 1 and Axiom 2.

Law 1

The open transverse vortex (E_{2D}) generates (inward or outward) an open longitudinal vortex (H_{3D}) in its center through a cross-longitudinal transformation $\Delta 1$:

$$\Delta 1 \quad \mathbf{Vor} (E_{2D}) \Rightarrow -- \mathbf{Vor} (H_{3D}), \quad \text{-----}(8)$$

Result

The electron (acc(e-)) stays about inner electron orbits (Figure 1b, b). By analogy with Sun system- this planet will stay in an inner orbit [5].

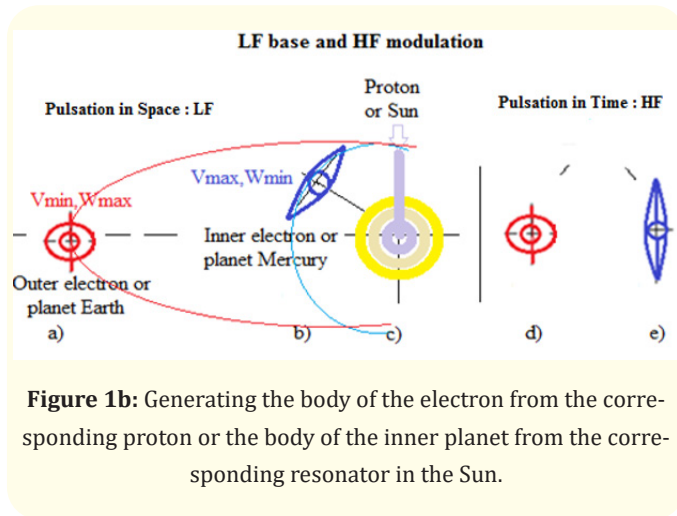


Figure 1b: Generating the body of the electron from the corresponding proton or the body of the inner planet from the corresponding resonator in the Sun.

Law 2

The open longitudinal vortex (H_{3D}) generates (inward or outward) an open cross vortex (E_{2D}) in its center through a longitudinal-cross transformation $\Delta 2$:

$$\text{Vor} (H_{3D}) \Rightarrow -- \text{Vor} (E_{2D}) \quad \text{-----}(9)$$

Consequence

The open decelerating longitudinal vortex (H_{3D}^-) inward generates an open accelerating cross vortex (E_{2D}^+) outward. This action takes place in the center of accelerating cross vortex (E_{2D}^+) through a particular longitudinal-cross transformation $\Delta 2^-$:

$$\text{Vor} (H_{3D}^-) \Rightarrow \text{Vor} (E_{2D}^+). \quad \text{-----}(9a)$$

It describes in 2D the model of proton(p+) as the decelerating outward vortex (acc(p+)) in the chain of proton-electron. Every proton (acc(p+)) of this type pulsates in 3D in mode of " extended cross vortex and shortened longitudinal vortex".

Result

The proton (acc(p+)) stays about outer layer of the nucleus. By analogy with Sun - this resonator will stay in an outer place [6].

Result

When the Consequence (9a) of Law 2 are generated by the pipe - wrapped longitudinal vortices, it describes Gravity funnel. It has a pushing and a pulling ends. In this case the down end of Gravity Funnel (H_{3D}^-) has pushing effect because the pushing end of Gravity funnel is attached to the pushing part of the pair of objects (proton-electron).

This end decelerates in 3D direction. It generates in 2D plane (perpendicular to 3D) cross vortex from inside to outside as a matter [6].

Result

The decelerating end in 3D direction generates matter in 2D plane (perpendicular to 3D) cross vortex from inside to outside.

Consequence

The open accelerating longitudinal vortex (H_{3D}^+) inward generates an open decelerating cross vortex (E_{2D}^-) outward in its center through a special longitudinal-cross transformation $\Delta 2^+$:

$$\text{Vor} (H_{3D}^+) \Rightarrow \text{Vor} (E_{2D}^-). \quad \text{-----}(9b)$$

It describes in 2D the model of proton(p+) as the accelerating outward vortex acc(p+) in the chain of proton-electron. Every proton (acc(p+)) of this type pulsates in 3D in mode of "shrunk cross vortex and lengthened longitudinal vortex".

Result

The proton (acc(p+)) stays about inner layer of the nucleus. By analogy with Sun - this resonator will stay in an outer place.

Law 5

The **deceleration vortex** in 2D is described with a system of 2 equations in which: longitudinal velocity (V) decreases in (n) portions (ψ^n) times; the amplitude (W) increases in (n) portions (ψ^n) times:

$$\begin{aligned} | V^2 &= V_0 (1 - V), \quad \text{-----}10. \\ | W^2 &= W_0 (1 + W) \end{aligned}$$

Where v_n, w_n are periodic roots with period n; v_n, w_n are mutual orthogonal that fulfill the requirement for orthogonality : $v_n \cdot w_n = V_0 \cdot W_0, v_n \cdot \omega_n = V_0 \cdot W_0; n = 0 \div \infty$; the roots v_n, w_n are expressed

as: $v_n = (1/\psi^n) \cdot V_0$, $\omega_n = \psi^n \cdot W_0$; linear velocity V_0 is the starting value of V_n , amplitude of cross vortex W_0 is the starting value of ω_n ; ψ is a proportional that fulfills the requirement: $\psi - 1/\psi = 1$ [5].

Result

The double - delayed bow emits decelerating primary transverse vortices from above to the Earth (Figure 2a, 10).

Result

The high and short arch of double decelerated bow (Figure 2a, 10) slowly is opened and it changes to low and longer arch of double - accelerated bow (Figure 2a, 11).

When the arch is shrunk (Figure 2a, 10) it emits primary transverse vortices and exercises permanent Gravitational pressure on all objects to the surface of Earth. In this way is created the Gravitational belt around the Earth.

Result

The arch which elastically stretches from a contracted state (Figure 2a, 10) to an upright (Figure 2a, 11) has constant elastic force named constant Gravity force. It cause constant Gravity positively acceleration (g). It sweeps, scoops up and carries down to the surface of the earth all material bodies located at a distance from its surface (Figure 2a, 11) [10].

Result

The elastic Force of Gravitational belt around the Earth is much bigger than the weight of bodies (in many orders bigger). Therefore the gravity Force does not depend on the weight of bodies [10].

Law 6

The acceleration vortex in 2D is described with a system of 2 equations in which: longitudinal velocity (V) increases in (n) portions (ψ^n) times; the amplitude (W) decreases in (n) portions (ψ^n) times:

$$| V^2 = V_0(1+V), \dots\dots\dots 11.$$

$$| W^2 = W_0(1-W),$$

Where v_n, w_n are n periodic roots with period n; v_n, w_n are mutual orthogonal that fulfill the requirement for orthogonality: $v_n \cdot w_n = V_0 \cdot W_0$, $v_n \cdot \omega_n = V_0 \cdot W_0$; $n = 0 \div \infty$; the roots v_n, w_n are expressed as: $v_n = (\psi^n) \cdot V_0$, $\omega_n = (1/\psi^n) \cdot W_0$; linear velocity V_0 is the starting value of

V_n , amplitude of cross vortex W_0 is the starting value of ω_n ; ψ is a proportional that fulfills the requirement: $\psi - 1/\psi = 1$ [5].

Result

The double - accelerating bow sucks accelerating primary transverse vortices from the surface of the Earth and exercises impulse Anti-Gravitational pulling from the surface of the Earth.

Result

The double - accelerating bow which sucks accelerating primary transverse vortices from the surface of the Earth causes the growth (pulling) of plants from the surface upwards and pulls the water to up as well.

Result

As a result of the pulsation is observed two complex form of transverse stretching with longitudinal contraction (Figure 2a, 10) and transverse contraction with longitudinal stretching (Figure 2a, 11).

Result

When there is longitudinal contraction of axis with transverse stretching of diameter than forms the outer double bent arch: Double bent arch (Figure 2a, 10). It emits primary transverse vortices to surface of Earth. This is the reason the Gravity pressure to act down towards the Earth's surface.

Result

When there is longitudinal lengthen of axis with transverse contraction of diameter than forms the outer double upright arch: Double upright arch (Figure 2a, 11). It sucks in the primary transverse vortices from surface of Earth. The Antigravity suction occurs from the Earth's surface up.

Result

The transverse expansion of diameter with longitudinal shorten of axis is reason the move in the double arch to be with negative acceleration from the both ends to the center.

Result

The process with negative acceleration in case transverse expansion of diameter with longitudinal shorten of axis takes more time than the subsequent process of positive acceleration in case

of the longitudinal lengthen of axis with transverse contraction of diameter.

Result

The time of Gravitational pushing (t_p – time for pressure) to Earth is much more than the time of Anti-gravitational pulling (t_s – time for sucking) : $t_p \gg t_s$. Therefore the effect of pressure prevails over time (t) than effect of suction [10].

Result

The decelerating transverse vortices emitted by the double-delay arc have a much larger amplitude A_{dec} (Law 5) than the acceleration vortices sucked by the double-acceleration arc A_{acc} (Law 6): $A_{dec} \gg A_{acc}$. Therefore the effect of pressure prevails except over the time (t) and for amplitude (A) as well.

Result

The effect of Gravity pressure prevails over the effect of Anti-gravity sucking.

Overview

LF vortex for generation of body [9]

This case was described in the previous report. We will now describe the sequence of action in sequence.

It was described that the main (zero) longitudinal open accelerating vortex comes from the depths of Space in volume of 3D (Figure 2a, 0) to the third resonator inside the plasma of Sun (Figure 2a, 1).

According Low 2 this longitudinal open vortex spins like a mixer the matter in third resonator inside Sun, corresponding to the third planet (Earth). It is shot from the third resonator in Sun and enters into periphery of Earth's sphere (Figure 2a, 2).

In this way it generates the transverse open decelerating vortex in plane of 2D. This transverse open vortex in plane of 2D was called Low Frequency (LF) vortex (Figure 2a, 3) with Low frequency wrapper (Figure 2a, 4). It is shot from the third resonator in Sun and enters into periphery of Earth's sphere (Figure 2a, 3) and it generates the Toroid of body of Earth (Figure 2a, 12).

According Law 1 this Low Frequency (LF) vortex winds up transversely in 2D and moves decelerated with negative acceleration from periphery of Earth to its center (Figure 2a, 12).

According to Law 5 this decelerating vortex emits decelerating transverse primary vortices out of the vortex- towards the center of the body. This means that the direction of the primary vortices is also from the periphery to the center of the cross section of the sphere of Earth. This is the reason in the center of the cross section of sphere of Earth the described primary vortices to be superimposed, phased and to form so called Full resonance. Exactly it generates accelerating longitudinal open vortex in volume 3D, perpendicular to plane 2D (Figure 3,2).

According to Law 1 the input decelerating vortex is wound in 2D from periphery to the center of body of Earth and generates the Toroid of body. After that it shot an accelerating longitudinal vortex from the center of body in 3D, perpendicular to the cross section in 2D of the sphere. Thus this accelerating longitudinal vortex forms the internal Gravity axis through the core of the Earth in direction: South-North. This is the internal part of the Funnel which is accelerating part (Figure 3, 2).

The external Magnetic Field outside of Earth is in the same direction: South -North (Figure 3,12).

Result

The Magnetic Poles of Magnetic Field have the same direction (South-North) than the Gravity axis (South-North).

HF impulses for generation of gravity force [10]

The HF impulses modulate the base LF vortex. They arrives to Earth perpendicular to her surface (Figure 2a, 7). Due to the curvature of the Earth's sphere this HF signal splits into two parts: The first part of signal slides to North and it rotates to the left, viewed from top to bottom. At the same time the other part of signal slides to South and winds to the right, seen from below-upwards.

According to Law 1, the decelerating transverse vortices in plane (2D) generates an accelerating longitudinal vortex in volume (3D) from the center in a direction perpendicular to plane of the transverse vortex (2D). Therefore these two high frequency (HF) pulsations are directed toward North (rotates to left) and toward South (rotates to right) at the same time This means that the left rotated transverse vortex will generate a longitudinal vortex upwards (to North) (Figure 2a, left). The right rotated transverse

vortex will generate a longitudinal vortex in the opposite direction – downwards (to South) (Figure 2a, right).

Result

The left rotated transverse vortex generates a longitudinal vortex to North hemisphere (Figure 2a, left). and the right rotated transverse vortex generates a longitudinal vortex in the opposite direction - to Southern hemisphere (Figure 2a, left).

According to Law 1 (sigh – in equation 8) when the transverse vortex is decelerated with great negative acceleration, the longitudinal vector is shorten (Figure 2a, 10). But when the transverse vortex is decelerated with less negative acceleration, the longitudinal vector is lengthen (Figure 2a, 11). In this way the both opposite longitudinal vortices shorten (Figure 2a, 10) and lengthen (Figure 2a, 11) in opposite directions (up and down) synchronously and pulsate simultaneously. The Theory shows that the HF pulsation is in the order of 10^{10} GHz.

Result

The longitudinal vortices shorten and lengthen in opposite directions, synchronously and they pulsate simultaneously.

Result

The HF pulsation is in the order of 10^{10} GHz.

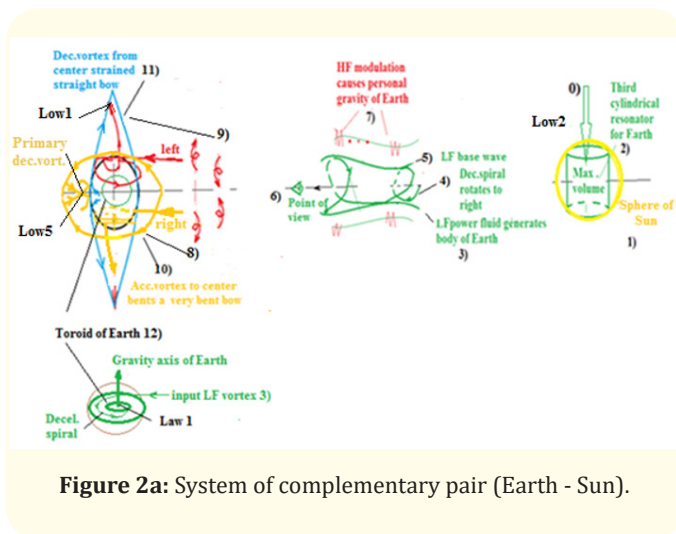


Figure 2a: System of complementary pair (Earth - Sun).

Two types gravity axes of planet earth. short axis and long axis

We have shown that high-frequency (HF) pulses (Figure 2a, 7) are modulated on the low-frequency (LF) carrier wave (Figure 2a, 5) of a powerful vortex. This modulation is well known as amplitude modulation (AM).

When the high-frequency pulse (HF) has a sloping positive front (Figure 3, 4a), then the two symmetrical fronts are added to the amplitude of the (LF) carrier wave (Figure 2a, 8). This means that according to Law 1, the amplitude of the transverse wave increases and the perpendicular axis gets shorter (Figure 2a, 10).

Result

When HF impulse (Figure 2a, 8) is added above LF (Figure 3, 4a) the amplitude get bigger and according Law1 the axis get shorter (Figure 2a, 10).

When the high-frequency pulse (HF) has a steep negative front (Figure 3, 4b), then the two symmetrical fronts are subtracted from the amplitude of the (LF) carrier wave (Figure 2a, 9). This means that according to Law 1, the amplitude of the transverse wave is reduced and the axis of the perpendicular axis gets longer (Figure 2a, 11).

Result

When HF impulse is subtracted from LF(Figure 3,4b) the amplitude get less and according Law1 the axis get longer (Figure 2a, 11).

Two types arcs – bulging arch and erect arch

There are two types of arc: First type is shorten axis (3D) and inflated radius (2D) (Figure 1b, d). Second type is lengthen along axis (3D) and shorten along radius (2D) (Figure 1b, e).

According to Law 5, the decelerating vortex emits decelerating vortices from the itself to outside. When HF impulse has a positive front it is added to LF. The transverse vortex has bigger diameter and according Law 1 it has shorter axis. The vectors along axis are shortening and a very curved arch from a decelerating vortex flows between them. It emits transverse decelerating vortices from itself towards to surface of Earth (Figure 2b, lens 10).

Result

When the slower positive front (Figure 3,4a) of HF impulse is added above LF and the axis get shorter (Figure 2b,10). A very bulging arch is formed from a decelerating vortex in two opposite directions from both ends to the center. It emits transverse decelerating vortices from itself towards to surface of Earth (Figure 2b, lens 10).

According to Law 6, the accelerating vortex sucks in accelerating vortices from the outside to itself. When HF impulse has a negative front (Figure 3, 4b) it is subtracted from the LF base vortex. The transverse vortex has less radius and according Law 1 has longer axis (Figure 2b, 11). The vectors along axis are extended and a very straight arc from a double accelerating vortex flows between them. It sucks transverse accelerating vortices from surface of Earth towards itself (Figure 2b, lens 11).

Result

When the steeper negative front (Figure 3, 4b) of HF impulse is subtracted from the LF axis get longer (Figure 2b, 11). The arch is transformed from very curved arch to very straight arch. In this process of sharp stretching of the arch it sucks in accelerating vortices from surface of Earth up (Figure 2b, lens 11).

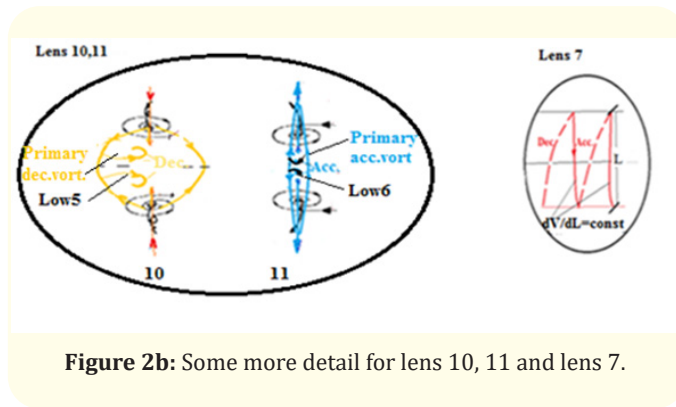


Figure 2b: Some more detail for lens 10, 11 and lens 7.

Results

Let’s retrospectively trace the entire process of generating the rays radiating from the South pole of the Earth: a) We saw that a powerful low-frequency (LF) vortex (3) was emitted from the third resonator (2) inside the Sun and was directed to the third planet – Earth. The longitudinal LF vortex is decelerated and therefore is twisted to the right (4), relative to the observation point (6). After

that the longitudinal LF vortex generated the Toroid of body (12) of the planet Earth (Law 1) (Figure 2a).

The powerful vortex (1) orbits the central section in 2D and forms a figure like a Toroid (5). This Toroid outlines the volume of the body of planet Earth. Exactly the transverse vortex (1) forming this Toroid (5) generates in its center a longitudinal vortex in 3D (2) (Law 1). The reason is that the LF vortex is decelerating and it emits decelerating primary vortices from the periphery to the center of Toroid of Earth (Law 5). After that they phase in the center in time and place and shoot up an accelerating vortex (2), perpendicular to the Toroid (5) made from LF vortex (1). This perpendicular passes through the core of planet Earth and shows the Gravity axis (2) with direction from South to North (Figure 3).

This Gravity axis represents the most accelerating part in center of Gravity Funnel of planet Earth (Figure 3, 2). In South pole is formed outer Magnetic Field which envelops the planet on the outside (Figure 3, 12). Therefore the Magnetic Field is in the same direction-from South to North [9]. b) The input LF vortex (1) is amplitude modulated with HF saw tooth pulses (3). This means that from the amplitude of the LF wave (1) at one moment a pair of decelerating positive front (4a) is added and at the next moment the pair of accelerating steep negative fronts (4b) is subtracted. The pair HF fronts means that at two opposite points of LF -up (Figure 3,1a) and down, (Figure 3, 1b) this fronts are modulated over the amplitude of LF. When the accelerating fronts (4b) of the saw tooth HF pulse (3) are subtracted from the amplitude of the carrier transverse LF wave (1), (because of sign – in Law 1) the Toroid around the Earth (5) shrinks in diameter and the central accelerating axis grows (2) sharply. At this very moment, central vortices emanate abruptly from both the Northern (6) and Southern (7) poles of the Earth (Figure 3) [10]. c) At the North pole (6), these radiated HF vortices (6) are sucked in by the much more powerful and accelerating Gravitational vortex (2) in center of the Gravity Funnel (10). It becomes invisible because the open accelerating longitudinal vortex tends to straight. It was explained in previous reports that the transverse solar vortices form diffraction around the longitudinal vortex. This is the reason that the transverse light wave do not reflect, but bypass the longitudinal vortices and continue their path in the same direction. At the North pole (6) these emitted HF vortices (9) are sucked by accelerating Gravity Funnel and they become invisible (Figure 3) [8].

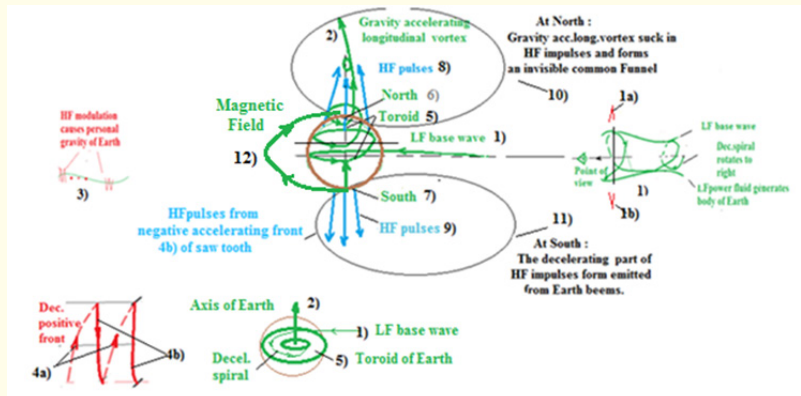


Figure 3: Results for Northern and Southern pole.

Result

In the North pole an observer can not see any rays which are emitted from Earth to out - to Space.

At the South Pole (7) these emitted HF vortices (9) are observed as separate unknown beams (11) shot from the Earth into space (Figure 3).

Result

In the South pole an observer can see many rays which are emitted from Earth to out - to Space.

This is the phenomenon that was observed and registered in 2018 year [*]. So far it could not be explained by the Classical Field Theory and the Classical Theory of Gravitation. Only now finds an explanation by using the new Extended Field Theory. Moreover, the discovery of these rays emitted from the South pole of the Earth is a very strong proof of the truth of the Extended Field Theory.

Result

The explanation of these rays emitted from the South pole of the Earth is possible only by using of the Theory of new Axioms and Laws or Extended Field Theory.

Result

The phenomenon of rays emitted from the South pole of the Earth proves the Theory of new Axioms and Laws. [*] (https://upload.wikimedia.org/wikipedia/commons/f/fe/Arctic_Ocean.png).

Bibliography

1. Landau LD and EM Lifshitz. "The Classical Theory of Fields (Volume 2 of a Course of Theoretical Physics)". 4 Edition. Butterworth-Heinemann (1975).
2. Markova V. "About the new axioms and laws". 5th International Conference on Theoretical and Applied Physics, Vienna, Austria, July 02-03 (2018).
3. Markova V. "Antigravity device, modeled on basis of new axioms and laws". 6th International Conference on Aerospace and Aerodynamics, Barcelona, Spain, Aug 03 (2018).
4. Markova V. "The Phenomena of Superconductivity. According to the New Axioms and Laws". *Advances in Theoretical and Computational Physics* 3.2 (2020): 42- 49.
5. Markova V. "New Axioms and Laws". *Advances in Theoretical and Computational Physics* 3.4 (2020): 254-258.
6. Markova V. "Essence of Electric Charge of elementary particles according of New axioms and Laws". *Advances in Theoretical and Computational Physics* 3.4 (2020): 298-303.
7. Markova V. "System of electron-proton. Movement, rotation, pulsation and Gravity Forces". *A Advances in Theoretical and Computational Physics* 4.1 (2021): 14-22.
8. Markova V. "The Gravity Funnels, formed by the longitudinal vortices, according to the new Axioms and Laws". *Advances in Theoretical and Computational Physics* 4.1 (2021): 66-75.

9. Markova V. "Gravity Field (LF) in inner planets of Sun system described by theory of new axioms and laws". *Journal of Theoretical and Computational Physics* 1.2 (2022): 01-12.
10. Markova V. "Gravity Force (HF) on Planet Earth Described by Theory of New Axioms and Laws". *Journal of Theoretical and Computational Physics* 1.2 (2022): 01-07.