

Revolution of Oncology 2020. Targeted Therapies based on the Genomics of Each Patient

Adrian Pablo Hunis*

Clinical Oncologist, Department of Oncology, Argentina

*Corresponding Author: Adrian Pablo Hunis, Clinical Oncologist, Department of Oncology, Argentina.

Received: February 21, 2020

Published: May 13, 2020

© All rights are reserved by Adrian Pablo Hunis.

Introduction

We know that cancer is not a disease, but more than 200 different types of tumours, and that its diversity is not depleted in the type of tumour. Thus, three people with lung cancer, for example, will benefit from three different treatments. And one with gastric cancer can respond to a medication used in breast cancer (Figure 1).

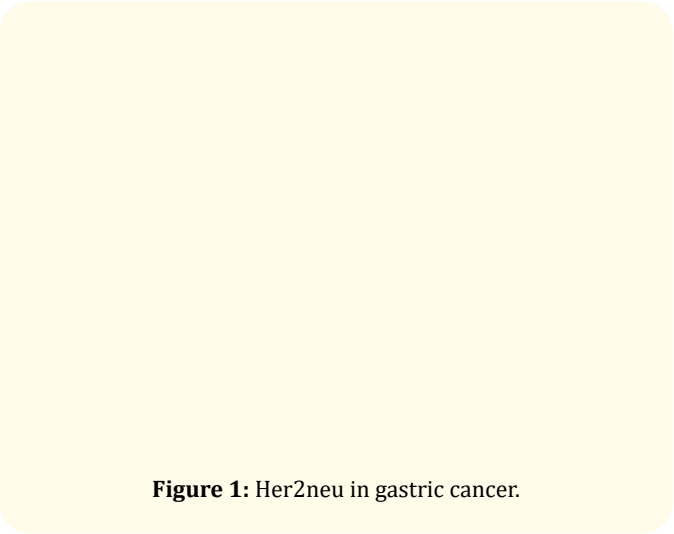


Figure 1: Her2neu in gastric cancer.

One of the biggest challenges facing doctors and health systems today is being able to know in advance what therapies will work for each patient and which will not. And for that you need to obtain and understand a huge flow of information inscribed in the genome of the tumours.

The promise of precision medicine is to match patients with targeted therapies using genomics. The ICGC/TCGA Pan-Cancer Analysis of Whole Genomes (PCAWG) Project consortium, which this week published in the journal Nature sequencing results of 2,658 tumours corresponding to 38 types of cancer in 20 open access articles.

Cancer is a disease caused by mutations in key genes. What the Pan-Cancer Project achieved is to establish a comprehensive narrative, the most detailed so far, of the biological changes that determine the beginning of each tumour, which paves the way for future treatments and early diagnostic methods.

Although it has no specific therapeutic application in the short term, its theoretical teachings are numerous: better knowledge of the genetic mutations that cause the multiplication of cancer cells,

sometimes surprising similarities between different types of cancer or extreme variety of tumours of an individual to the knowledge accumulated on the origin and evolution of tumours could allow developing new tools to detect cancers earlier, as well as (develop) more personalized therapies, to treat patients more effectively, says Dr. Lincoln Stein, one of the scientists who commanded the project, in a statement from the Ontario Institute for Cancer Research (Canada).

Unveil the secrets of the genome of cancerous tumours to improve their understanding and thus be able to combat them: that is the titanic project that more than a thousand scientists went to for several years, hoping to achieve one day personalized and effective treatments.

The results of this research program called Pan-Cancer Project were detailed in about 20 articles published in the specialized journal Nature and other medical journals of the same group (Figure 2).




Figure 2: Cell (<https://www.cell.com/cell/newarticles>).

Each of the mutations can be a possible target for the development of new medicines, there are working and joining efforts 1,300 scientists from 37 countries.

It is an extremely important work because it opens doors to continue advancing in the identification of new biomarkers and in the development of drugs that inhibit them.

The results also certify that the future of cancer treatment will go through the deepening of personalized and precision medicine.

The patient (presumably healthy) will go to a doctor's office, they will draw blood, have a liquid biopsy and from that we will have the "Identity Document" of the tumour, which will contain its genetic sequencing and so we will know how to treat it, regardless of what be in the breast, in the lung or in the brain.

We will know how it is biologically and the treatment will come out by virtue of the rapidity with which the advances occur, that could be a reality towards the end of this decade.

In the coming years, data from genomic studies will provide information with an impact on relevant parameters, such as survival, quality of life and costs associated with the use of techniques and treatments. In addition, scientific advances will open additional therapeutic options.

Actual state

Currently, precision medicine is used in breast and lung cancer. It is that they have been able to establish a handful of biomarkers - a protein or gene - that, if expressed in the tumour, make it susceptible to being treated with drugs that are already available. These biomarkers help select the treatment and have changed the prognosis of these types of cancer.

We are going towards an oncology that is going to focus more on genomic sequencing than on the type of tumour.

If I have an X biomarker and a drug that inhibits it, it doesn't matter if it's a breast, lung or bladder cancer.

An example: 20% of cases of stomach cancer express HER2neu, one of the best-known biomarkers in breast cancer, so both can benefit from the same treatment (Figure 3).

In the United States, due to cost reduction, a genomic sequencing costs almost the same as measuring biomarkers separately. At some point it will be more convenient to sequence the genome than to measure specific points separately. That still does not happen in practice. There is a big gap between research and practice.

Impossible not to also take into account the access gaps that widen along with the advances, we are talking about genomic sequencing, when in Argentina there are large disparities, to the point that there are people who do not access a tomography.

Sequencing the genome of a tumour has a cost of \$ 4,000 to \$ 5,000. A tumour of any type can be studied. The patient can pay for that money and this study of his tumour genome may prove useful, or that no drug is yet available and he will not benefit from anything.



Figure 2: Immunohistochemistry according to the magnification rule.<https://www.nature.com/articles/modpathol2011198#Fig1>.

As the implementation of precision medicine progresses, on the one hand with better genomic tests, and on the other because of the reduction in the costs of such tests, all this will contribute to better and more accessible cancer diagnoses, specific for each patient and best treatments tailored to each one.

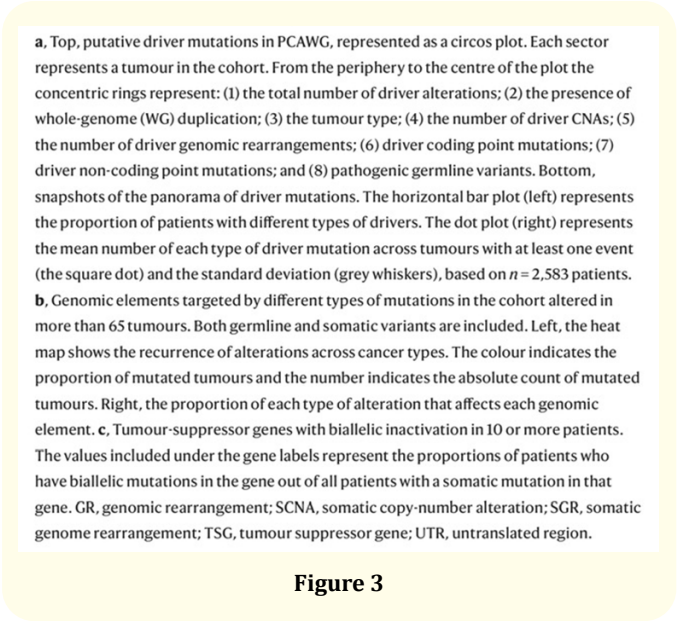
The future of the Pan-Cancer project

The increasingly growing matcheo among patients and targeted therapies is an aspiration of the Pan-Cancer Project.


However, project leaders point out that an important barrier to this is the "daunting heterogeneity" of cancer "from tumour type to tumour type, from patient to patient, from clone to clone and from cell to cell".

What it is about is finding recurring patterns among such diversity. The construction of significant clinical predictors from genomic data is possible, they say, but it will require knowledge banks that comprise tens of thousands of patients with a complete clinical characterization, something that is impossible without international collaboration and data exchange.

The next phase of the project, advance its leaders, will bring the cancer genomics community together with health care providers, pharmaceutical companies, data science and clinical trial groups to create complete knowledge banks of clinical outcomes and treatment data for patients with a wide variety of cancers, along with a detailed molecular profile.



The Pan-Cancer Project is focused on the study of oncogenesis mechanisms, but does not seek to describe them, but its objective is the development of a "robust and reliable tool" for diagnosis of clinical use (Figure 4).



Project in Argentina

The project in Argentina is based on the study of ancestry, which will allow us to know whether or not there are regional differences in our population with respect to world reference genomes. The initial stage, which consisted of evaluating and validating a panel of genetic biomarkers in 52 genes associated with the development of different types of cancer, has already concluded.

As a long-term objective, the project aims to forge a map of tumour genomic actionability in Argentina, generating for the first time frequency data with this relevance at the local level, which will be made available to the medical and scientific community of all the country through online database.

The use in clinical oncology of this tool will allow the rational application of cancer drugs, say those who make up the working group.

The multidisciplinary team concludes that in order for personalized and precision medicine to cease to be a promise and become an extended reality, strategic plans at the national level are required in order to establish research projects, quality indicators, electronic medical records that Integrate patient data and allow to share the information generated, within a regulatory framework that ensures the treatment of the data and the confidentiality of the information [1-5].

Bibliography

1. Lobell D, et al. "Climate trends and global crop production since 1980". *Science* (2011).
2. Osman AK and Ali MK. "Crop production under traditional rain-fed agriculture". In Proceedings of the National Symposium on: Sustainable Rain-Fe Agriculture, Khartoum, Sudan (2009): 113-131.
3. Food and Agriculture Organization. FAO. The State of Food Insecurity in the World of the United Nations, Rome, Italy (2013).
4. El Naim AM and Jabereldar AA. "Effect of Plant density and cultivar on growth and yield of cowpea (*Vigna unguiculata* L. Walp)". *Australian Journal of Basic and Applied Sciences* 4 (2010): 3148-3153.
5. Food and Agriculture Organization. FAO. Policy statement and plan of action of the world food summit, draft working paper at inter-sectional working group of the committee of world food security, Rome (2012).
6. Elgailani A Abdalla, et al. "The Response of Sorghum, Groundnut, Sesame, and Cowpea to Seed Priming and Fertilizer Micro-Dosing in South Kordofan State Sudan (2015).
7. Gomez KA and Gomez AA. "Randomized complete block design analysis". In: statistical procedures for Agricultural Research. John Willy and Sons (1984).
8. Reddy MG, et al. "Effect of nitrogen on nitrogen and phosphorus uptake in finger millet". *Indian Journal of Agricultural Research* 31.1 (1986): 29-32.
9. Frank AB, et al. "Carbohydrate, nitrogen and phosphorus concentrations of spring wheat leaves and stems". *Agronomy Journal* 81 (1988): 524-528.
10. Chellamuthu V and Agrwal. "Effect of Bio fertilizers and inorganic fertilizer on the fodder yield of bajra". *Madras Agriculture* 87 (2004): 183-185.

11. Kui Liu BLMa., *et al.* "Nitrogen, phosphorus, and potassium nutrient effects on grain filling and yield of high-yielding summer corn". *Journal of Plant Nutrition* 34 (2011): 1516-1531.

12. Sharma MP and Gupta JP. "Effect of organic materials on grain yield and soil properties in maize wheat cropping systems". *Indian Journal of Agriculture Sciences* 68 (1998): 715-717.

13. Maqsood M., *et al.* "Effect of variable rate of nitrogen and phosphorus on growth and yield of maize (golden)". *Online Journal of Biological Sciences* 1 (2001): 19-20.

14. Asghar A., *et al.* "Growth and yield of maize cultivars affected by NPK application in different proportion". *Pakistan Journal of Sciences* 62.4 (2010): 211-216.

15. Yakubu H., *et al.* "Effect of Phosphorus Fertilizer on Nitrogen Fixation by Some Grain Legume Varieties in Sudan – Sahelian Zone of North Eastern Nigeria". *Nigerian Journal of Basic and Applied Science* 18.1 (2010): 19-26.

16. Ulzen J. "Assessing the need for inoculation of soybean and cowpea at Tono in the KassenaNankana district of the upper east region of Ghana". MSc thesis, Faculty of Agriculture, Kwame Nkrumah University of Science and Technology, Kumasi, Ghana (2013).

17. Daramy MAJ., *et al.* "THE effects of nitrogen and phosphorus fertilizer application on crude protein, nutrient concentration and nodulation of cowpea in Ghanavol ARP". *Journal of Agricultural and Biological Science* 11 (2016).

18. Singh A., *et al.* "Influence of phosphorus on the performance of cowpea (*Vigna unguiculata* [L] Walp) varieties in Sudan savanna of Nigeria". *Journal of Agriculture Sciences* 2 (2011): 313-317.

19. Owolade OF., *et al.* "Phosphorus Level Affects Brown Blotch Disease, Development and Yield of Cowpea". *World Journal of Agricultural* 2 (2006): 105-108.

20. Rajput AL. "Response of cowpea (*Vigna unguiculata*) to rhizobium inoculation, Date of sowing and phosphorus". *Indian Journal of Agronomy* 39 (1994): 584-587.

21. Daramy MAJ., *et al.* "Effect of nitrogen and phosphorus fertilizer application on growth and yield performance of cowpea". *Journal of Experimental Biology and Agricultural Sciences* 5.1 (2017): 2320-8694.

22. Nyoki D and Ndakidemi PA. "Economic benefits of Brady rhizobium japonica inoculation and phosphorus supplementation in cowpea (*Vigna unguiculata* [L.] Walp) grown in northern Tanzania". *American Journal of Research Communication* 1.11 (2013): 173-189.

23. Sarker PC., *et al.* "Effect of rhizobium inoculants on cowpea under rainfed condition". *Pakistan Journal of Biological Sciences* 4.6 (2001): 654-656.

Assets from publication with us

- Prompt Acknowledgement after receiving the article
- Thorough Double blinded peer review
- Rapid Publication
- Issue of Publication Certificate
- High visibility of your Published work

Website: <https://www.actascientific.com/>

Submit Article: <https://www.actascientific.com/submission.php>

Email us: editor@actascientific.com

Contact us: +91 9182824667